

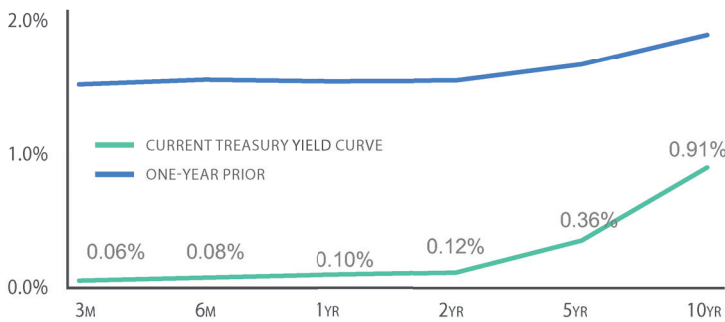


# MN TRUST MARKET UPDATE

Prepared by PMA Asset Management, LLC

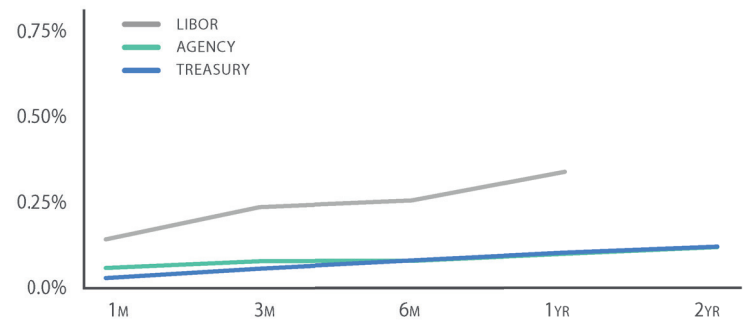
JANUARY 2021

## Historical Treasury Yield Curve



Source: Bloomberg Finance L.P. 12/31/20

## Market Yields



Source: Bloomberg Finance L.P. 12/31/20

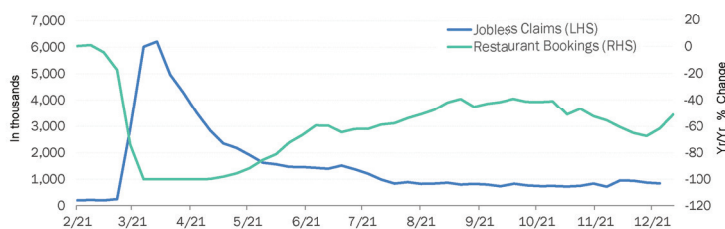
## FEATURED MARKET DATA

### Holiday Stress

Two main factors impacted consumers in December: 1) some regions of the U.S. saw increased restrictions due to rising Covid-19 cases and hospitalizations following the Thanksgiving holiday and 2) Congress spent most of the month in a standoff over whether to pass a new round of stimulus. A new relief package was passed late in December and President Trump signed the legislation on December 27th. Meanwhile, the high frequency data showed signs of renewed weakness as jobless claims rose in December to their highest levels in three months and restaurant bookings slid through the middle of the month. Despite the new aid package, economic strain may continue in January if the holidays lead to rising cases and new restrictions.

Source: Bloomberg, Wall Street Journal

### High Frequency Data (2020)



Sources: Bloomberg, PMA Asset Management

## RECENT NEWS

### New Aid Coming for Americans

The new Covid-19 aid package will provide \$900 billion of relief to struggling Americans. The legislation provides direct payments to most adults and their dependents while also providing billions of dollars to help airlines, entertainment venues and farms. The legislation renews two unemployment assistance programs including up to 13 weeks of additional benefits and benefits to "gig" workers and others who don't generally qualify for jobless aid. In early December, nearly 14 million people were receiving benefits through these programs. The largest part of the relief package is allotted to help small businesses including extending the Paycheck Protection Program.

Source: Wall Street Journal

## U.S. Economic Indicators

Event	Event Date	Period	Survey	Actual	Prior / Revised (R)
Consumer Price Index (YoY)	12/10/20	NOV	1.1%	1.2%	1.2%
Core CPI (YoY)	12/10/20	NOV	1.5%	1.6%	1.6%
Retail Sales Ex. Auto (MoM)	12/16/20	NOV	0.1%	-0.9%	-0.1% (R)
Chicago Fed National Activity Index	12/21/20	NOV	0.75	0.27	1.01 (R)
Existing Home Sales	12/22/20	NOV	6.70m	6.69m	6.86m (R)
Durable Goods Orders Ex. Transportation (MoM)	12/23/20	NOV	0.5%	0.4%	1.9% (R)
New Home Sales	12/23/20	NOV	995K	841K	945K (R)
Change in Nonfarm Payrolls	01/08/21	DEC	73K	--	245K
Unemployment Rate	01/08/21	DEC	6.8%	--	6.7%

Source: Bloomberg Finance L.P. 1/5/21. Glossary terms on page 2.

## Contact Information

### KENT JOHNSON

Senior Vice President, Director-Minnesota Office

PMA Securities, LLC  
5298 Kyler Ave. NE, 2nd Floor  
Albertville, MN 55301

Tel: 763.497.1490 Ext. 1300

Email: [kjohnson@pmanetwork.com](mailto:kjohnson@pmanetwork.com)

# Glossary of Terms

Term	What is it:
<b>Building Permits</b>	Records the number of permits for future housing construction.
<b>Capacity Utilization</b>	Tracks the extent to which capacity is being used in the production of goods and services.
<b>Change in Nonfarm Payrolls</b>	This indicator measures the change in the number of employees on business and government payrolls.
<b>Chicago Fed National Activity Index</b>	A nationwide measure of economic activity and inflation pressures. An index value of zero indicates that the national economy is expanding at its historical trend rate of growth.
<b>Consumer Confidence</b>	Index examines how consumers feel about jobs, the economy and spending.
<b>Consumer Price Index (CPI)</b>	Measures the average change in retail prices over time for a basket consisting of more than 200 categories of assorted goods and services paid directly by consumers.
<b>Core Consumer Price Index (Core CPI)</b>	This measure of CPI excludes food and energy costs.
<b>Durable Goods Orders</b>	A measure of new orders placed with domestic manufacturers for durable goods, which are items that last three years or more.
<b>Existing Home Sales</b>	Measures monthly sales of previously owned single-family homes.
<b>GDP Annualized QoQ</b>	Measures the annualized quarterly growth of the final market value of all goods and services produced within a country. GDP is the foremost report on how fast or slow the economy is growing.
<b>Housing Starts</b>	Records the number of new housing units started during a period.
<b>Index of Leading Economic Indicators (LEI)</b>	An index designed to predict the direction of the economy.
<b>Initial Jobless Claims</b>	Tracks new filings for unemployment insurance benefits.
<b>ISM Manufacturing</b>	Measures manufacturing activity based on a monthly survey of purchasing managers.
<b>MBA Mortgage Applications</b>	The Mortgage Bankers Association's weekly mortgage application survey includes home loan application activity for conventional and government loans for home purchases and refinances.
<b>Mortgage Delinquencies</b>	A measure of the percent of total conventional and government loans which are at least one payment past due, but not in the process of foreclosure.
<b>Personal Consumption Expenditure (PCE)</b>	The Federal Reserve's preferred measure of inflation tracks overall price changes for goods and services. Core PCE excludes food and energy.
<b>Personal Income and Spending</b>	Index records the income Americans receive, how much they spend, and what they save.
<b>Retail Sales</b>	Tracks the sale of new and used goods for personal or household consumption.
<b>Retail Sales Ex. Auto</b>	Retail sales excluding motor vehicles and parts.
<b>S&amp;P Case-Shiller Home Price Index</b>	Tracks the value of single-family housing within the U.S. There are multiple indexes including the 20-City Composite.
<b>Unemployment Rate</b>	The U-3 unemployment rates tracks the percentage of the civilian workforce that is unemployed.

Source: Bloomberg, The Secrets of Economic Indicators by Bernard Baumohl; PMA Asset Management, LLC

This document was prepared by PMA Asset Management, LLC for clients of the firm and its affiliated PMA entities, as defined below. It is being provided for informational and/or educational purposes only without regard to any particular user's investment objectives, financial situation or means. The content of this document is not to be construed as a recommendation, solicitation or offer to buy or sell any security, financial product or instrument, or to participate in any particular trading strategy in any jurisdiction in which such an offer or solicitation, or trading strategy would be illegal. Nor does it constitute any legal, tax, accounting or investment advice of services regarding the suitability or profitability of any security or investment. Although the information contained in this document has been obtained from third-party sources believed to be reliable, PMA cannot guarantee the accuracy or completeness of such information. It is understood that PMA is not responsible for any errors or omissions in the content in this document and the information is being provided to you on an "as is" basis without warranties or representations of any kind. Securities, public finance services and institutional brokerage services are offered through PMA Securities, LLC. PMA Securities, LLC is a broker-dealer and municipal advisor registered with the SEC and MSRB, and is a member of FINRA and SIPC. PMA Asset Management, LLC, an SEC registered investment adviser, provides investment advisory services to local government investment pools and separate accounts. All other products and services are provided by PMA Financial Network, LLC, PMA Financial Network, LLC, PMA Securities, LLC and PMA Asset Management, LLC (collectively "PMA") are under common ownership.

Securities and public finance services offered through PMA Securities, LLC are available in CA, CO, FL, IL, IN, IA, MI, MN, MO, NE, OH, OK, PA, SD, TX and WI. This document is not an offer of services available in any state other than those listed above, has been prepared for informational and educational purposes and does not constitute a solicitation to purchase or sell securities, which may be done only after client suitability is reviewed and determined. All investments mentioned herein may have varying levels of risk, and may not be suitable for every investor. PMA and its employees do not offer tax or legal advice. Individuals and organizations should consult with their own tax and/or legal advisors before making any tax or legal related investment decisions. Additional information is available upon request.